


SANSKAR SCHOOL
GRADE-IV

Assignment 24




Date: Monday, 6th July 2020




ENGLISH:

Countable and Uncountable nouns: - Do the exercises given on page 22 and 23 of the grammar book.

 **Countable and Uncountable Nouns**




A Count and write the number of persons, animals or things in these pictures:

1.  girls 2.  rabbits 3.  flowers

4.  clowns 5.  penguins 6.  apples

We can count girls, clowns, rabbits and penguins. We can count flowers and apples also.
*Girl, clown, rabbit, penguin, flower and apple are **countable nouns**.*

B Now try to count these:

 sugar  milk  water

We cannot count sugar, milk or water. So *sugar, milk and water* are **uncountable nouns**.
Both *countable nouns* and *uncountable nouns* are *common nouns*.

▶ Nouns which can be counted are called **countable nouns** (or *count nouns*).
▶ Nouns which cannot be counted are called **uncountable nouns** (or *uncount nouns*).

22

C Write C for countable nouns and U for uncountable nouns:

1. tea 2. cup 3. milk 4. bottle
5. gold 6. ring 7. page 8. paper
9. cake 10. stone 11. chocolate 12. bar
13. fruit 14. mango 15. food 16. sand
17. grass 18. chair 19. butter 20. honey

D Fill in the blanks with uncountable nouns taking clues from the pictures:



1. a blade of _____



2. a pinch of _____



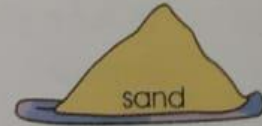
3. a spoon of _____



4. a cake of _____



5. a drop of _____



6. a heap of _____



7. a bottle of _____



8. a slice of _____



9. a kilo of _____

MATHS:

Division

Solve the following questions in the notebook.

Ex 4.1 Q (c, d, f, g, h) (page no.56)


5. Find the quotient and remainder. One has been done for you.

a.	$8546 \div 15 = Q = 569; R = 11$	b.	$98591 \div 4 =$ <input type="text"/>
c.	$705 \div 15 =$ <input type="text"/>	d.	$1245 \div 5 =$ <input type="text"/>
e.	$2585 \div 25 =$ <input type="text"/>	f.	$9874 \div 6 =$ <input type="text"/>
g.	$8756 \div 8 =$ <input type="text"/>	h.	$9197 \div 17 =$ <input type="text"/>

Ex 4.2 Q4 and Q5 (page no. 58)

4. A club collected a fee of ₹ 72800 from 100 students. How much did each student pay to the club?

5. A farmer has 220 apple saplings. If he sows 10 saplings in a row, how many rows of apple trees will be there?



HINDI:

पाठ्य पुस्तक में पृष्ठ संख्या 15-16 पर प्रदत्त कहानी 'समझ' के आधार पर पृष्ठ संख्या 17 पर दिया गया प्रश्नोत्तर का कार्य अपनी कार्य पुस्तिका में करिए ।

प्रश्न - 1 निम्नलिखित प्रश्नों के उत्तर दीजिए :

क - राजा के बेटे का क्या नाम था ?

ख - महाराज की क्या इच्छा थी ?

ग- महाराज ने आदर्श को क्यों बुलाया था ?

घ- आदर्श ने पहली बार महाराज को क्या बताया ?

ङ- आदर्श ने मुट्ठी में सबको क्या दिखाया ?

च- चंदन के उत्तर से क्या सिद्ध होता है ?

छ- महाराज निराश क्यों हुए ?

UOI:

F.A. – 1

Conceptual understanding - What is biodiversity?

Task

What do you understand by the term 'Biodiversity'? Explain in detail with examples. You can write, draw, colour and use mind maps to present your understanding.

Criteria	4	3	2	1
Information	Includes all relevant information that supports adequate details	Includes most of the relevant information that supports details	Includes some relevant information	Includes little relevant information
Thinking skill	Displays versatile thinking skills	Displays the use of thinking skills in the right direction	Thinks in the given direction with some help	Makes little use of thinking skills
Creativity	Demonstrates originality and elaboration and uses a range of creative techniques	Creates, develops and implements new ideas	Develops new ideas and needs help to implement them	Develops new ideas only when prompted

Presentation	Clear, logical and attractive	Clear and logical	Satisfactory	Needs guidance
--------------	-------------------------------	-------------------	--------------	----------------

**Learners will be assessed on the above given criteria.

G.K.:

Learn page 6,7 and 8 for assessment on 8th July 2020.

MUSIC:

Learn the lyrics and practice the song with the help of the video given

<https://youtu.be/kiWYJy0tXvQ>

फूलो ने जाके बूंदों से पुछा

फूलो ने जाके बूंदों से पुछा,
बूंदों ने जाके मिट्टी से पूछा,
हम वहा रहेंगे, हम कैसे खिलेंगे, हम कैसे जियेंगे

तराना (CHORUS)

दिम त दिम त देरे न, देरे न अ देरे न

1 - अंधेरो से हम घिरे हुए, अंधेरो से हम भागे हुए

पल पल पल हम जिए, कितने काले धुएं में

हवाओ ने जाके पत्तो से पूछा

पत्तो ने जाके पेड़ों से पूछा

हम वहा रहेंगे, हम कैसे खिलेंगे, हम कैसे जियेंगे

तराना (CHORUS)

दिम त दिम त देरे न, देरे न अ देरे न

2 - हम है तो तुम हो, तुम हो तो हम

इंसान हो तुम, प्रकृति हम

हमें जीने दो, हमे खिलने दो, हमे पानी दो, हमें रहने दो

दुनिया हमारी रंगों से भर दो,

खुशिया हमारी हरयाली कर दो,

हम यही रहेंगे, हम यही खिलेंगे, हम यही जियेंगे